

Prior to entering the church, the Usher will ask each person or household the following questions

- ☐ **Have you or anyone in your household had a fever in the past two (2) weeks?**
- ☐ **Do you or anyone in your household have a new cough or new shortness of breath?**
- ☐ **Have you come into contact with anyone who is positive with COVID-19 in the past two (2) weeks?**

If the answer is “yes” to any of these questions, we are not allowed to let you attend Mass. Please know this is a requirement of the diocese to protect your fellow parishioners.

Procedure for Processing Parishioners into the Church

- Pictures show the placement of Ushers for controlling parishioner traffic flow.
- Orange cones represent waiting areas. Ushers will ask the three questions.
- Parishioners who answer “yes” to any of the questions will not be allowed to enter the Church.
- Parishioners will be asked to wait behind the orange cones until they are called forward by the Ushers to enter the church.



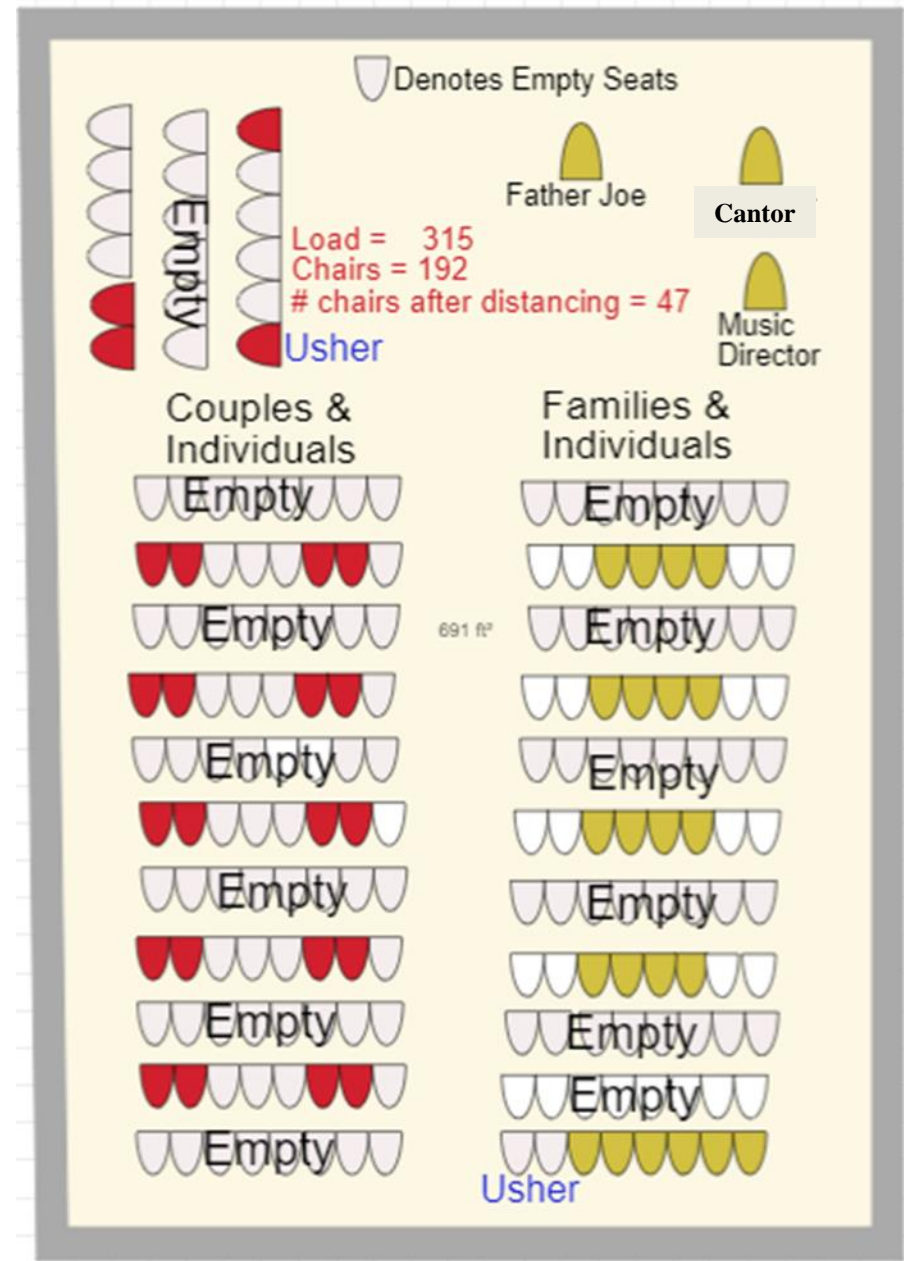
*Note: There are no plans to place tape on the sidewalks.
Orange cones should suffice!*

No Mask! No Entry!



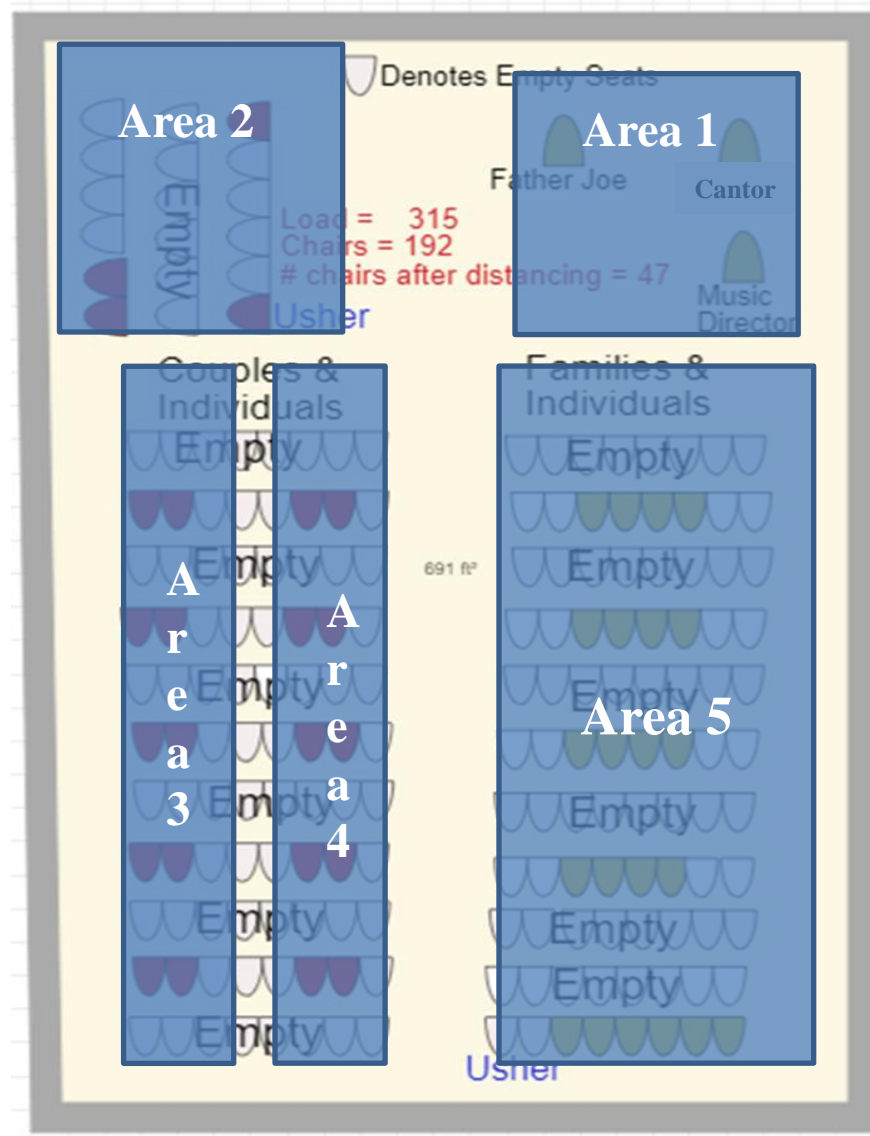
Procedure for Seating Parishioners

- Parishioners will be seated from front to back.
- The Usher at the rear of the Church will control the flow making sure adequate distancing is maintained as parishioners process into the Church.
- The Usher at the front of the Church will direct parishioners to their seats starting at the front of the Church and working to the rear.
- Everyone must remain in their assigned seat during Mass.
- Parishioners wishing to use the restroom should inform the Usher stationed at Church entrance. They will be directed to use the stairs to the undercroft to get to restrooms and return the same way.



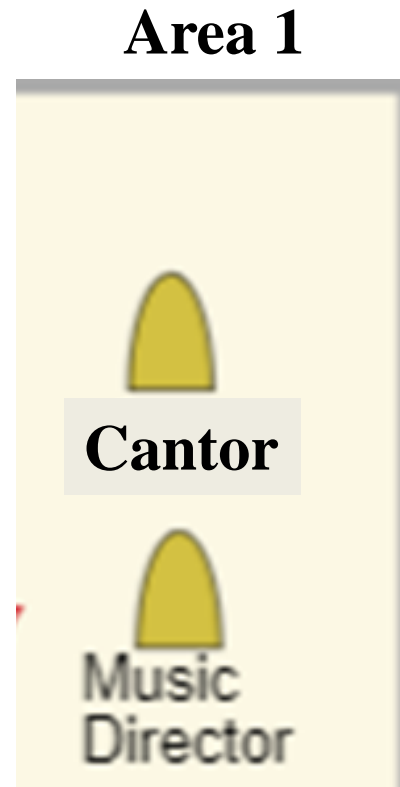
Communion Procedures

- This diagram shows the five(5) Communion areas and the order that they will be processed.
- Maintaining social distancing throughout the Communion process is critical.
- This is especially true for the Ushers who have to be careful on where they position themselves.



Communion Procedures (Cont.)

- The Usher will position himself or herself in the middle of the center isle behind the second blue line.
- The Music Director will be called by the Usher to Receive. He will return to his seat.
- The Usher will call on the Cantor to receive Communion. He or she will return to their seat.



Communion Procedures (Cont.)

- The Usher will position himself or herself in the middle of the center isle behind the second blue line.
- The Usher will call the back row up to receive Communion. This row will seat either a couple from the same family or a single individual. If a couple is seated here they may process in a single file together.
- The Usher will call the person seated on the end of the isle who will receive Communion and then be asked to wait behind the tape line until the Lector has received Communion and returned to his or their seat.

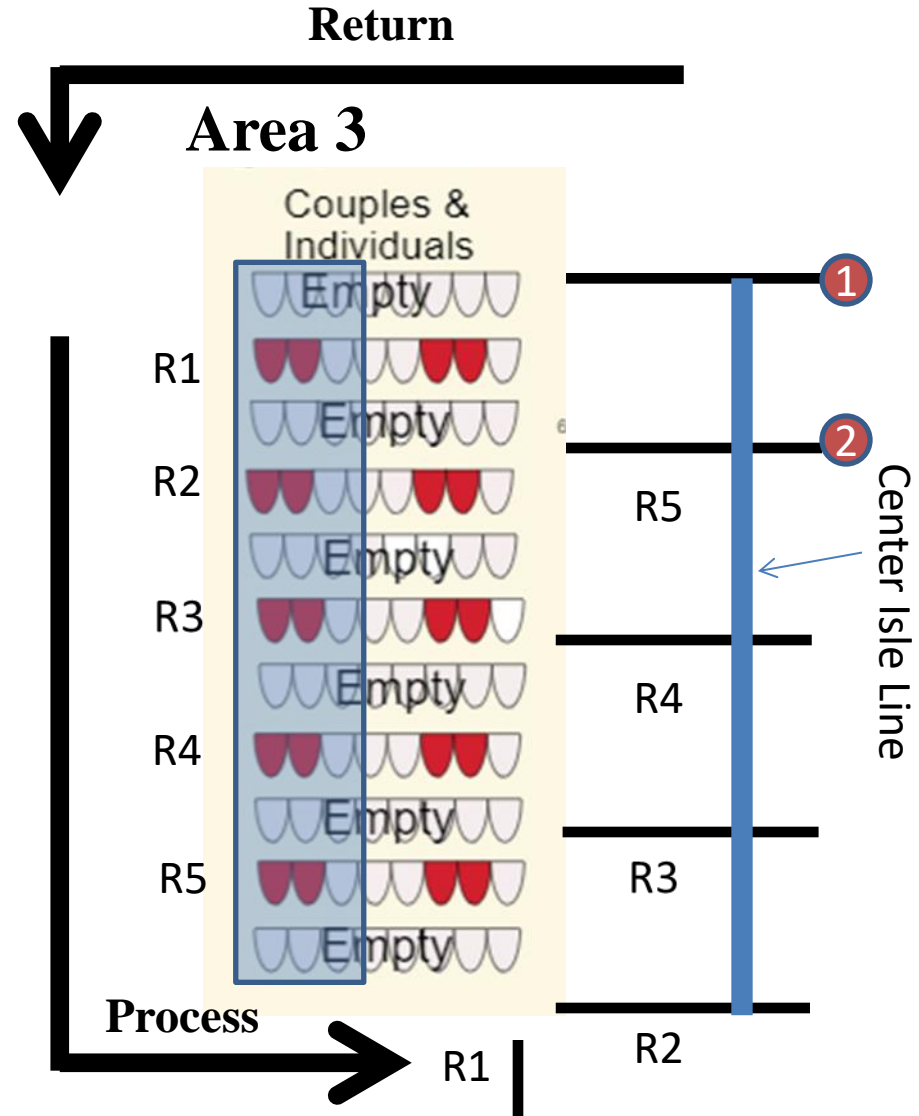
Area 2



Waiting
Line

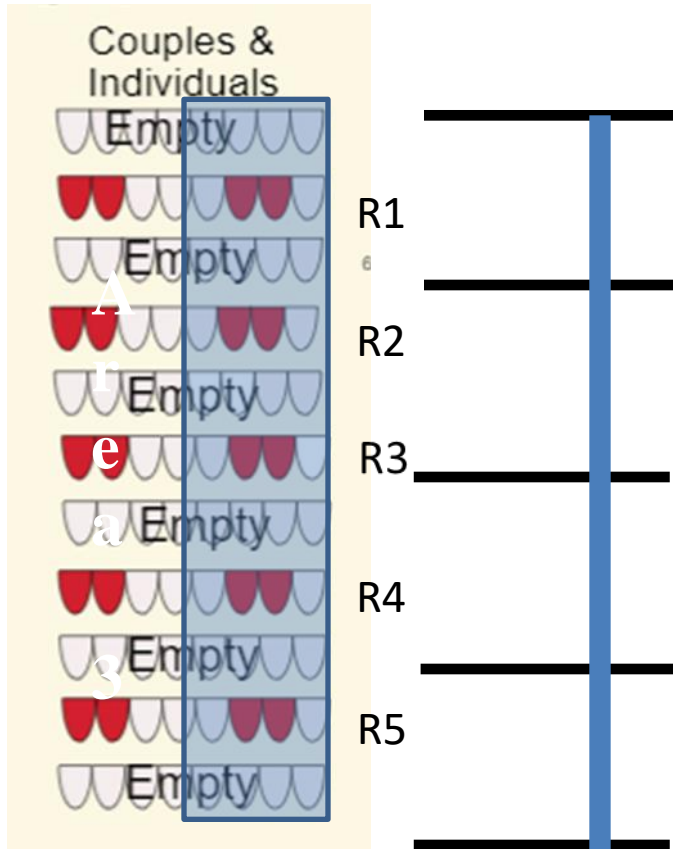
Communion Procedures (Cont.)

- The Usher will process people in Area 3 from the back, row by row until all the rows are empty. Father Joe will wait until all the rows are empty before he starts giving out Communion.
- Parishioners need to process single file up the center isle staying on the center line, stopping at line two (2) so that the Usher can reposition himself or herself from the front of Area 3 to the front Area 5.
- The goal is to make sure that the parishioners maintain adequate distancing. This is why all the rows must be empty before the person(s) in Row 5 returns to his or her seat.



Communion Procedures (Cont.)

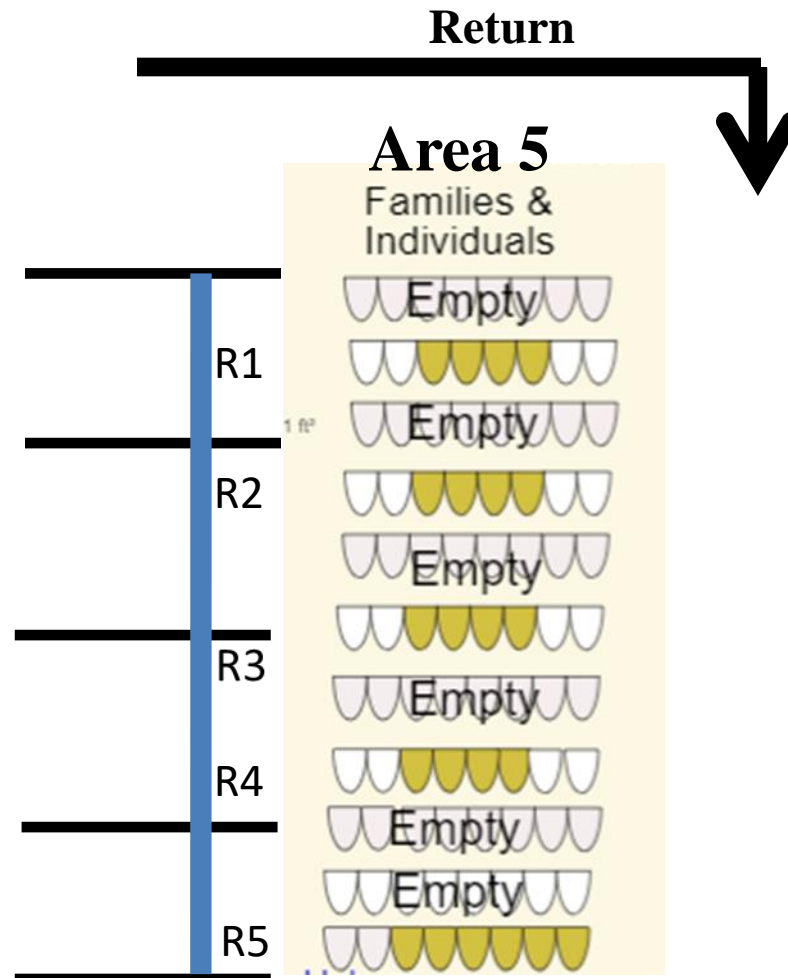
Area 4



- The Usher will position himself or herself in front of Area 5.
- Ushers will process parishioners one row at time.
- Once the parishioners in Row 1 have received Communion and returned to their seats, Row 2 will be called up.
- The same process will be followed for the remaining rows.

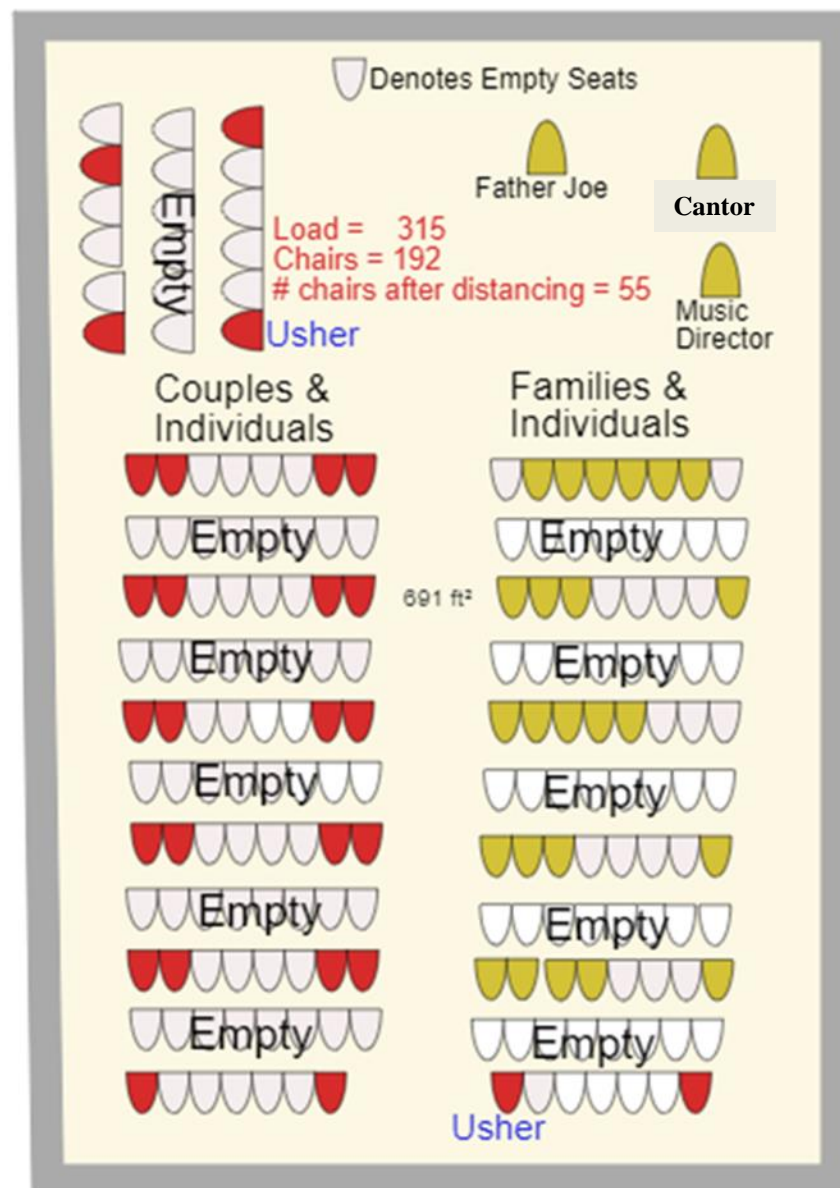
Communion Procedures (Cont.)

- Ushers will process parishioners one row at time.
- Families may process together without regard to social distancing
- Parishioners need to process single file up the center isle staying on the center line as much as possible.
- Parishioners will return to their seats using the outer aisle nearest the windows.



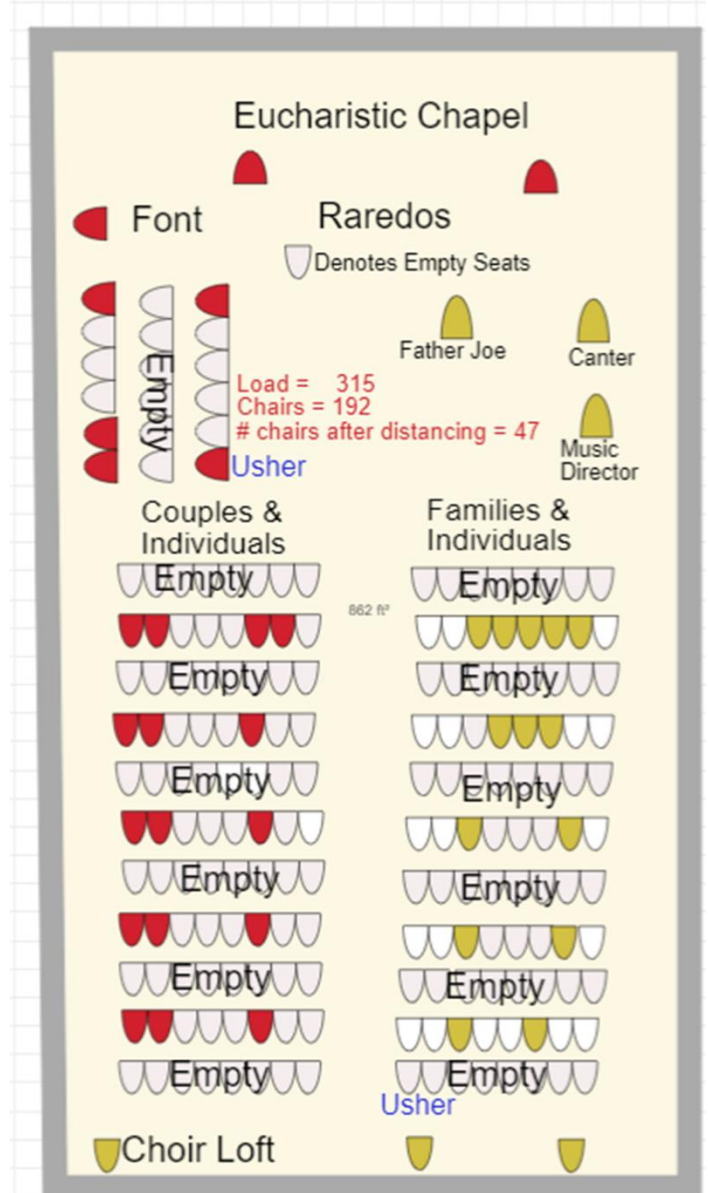
Procedure for Dismissing Parishioners

- The Usher at the front of the Church will dismiss the Parishioners row by row beginning at the back of the Church and working forward.
- The Usher as the rear of the Church will ensure social distance is maintained.
- The Ushers outside the Church will ensure there is NO social congregating and that social distancing is maintained.



Saturday Mass 5/30/2020 Seating Chart

- 41 Parishioners are registered to attending Mass. They are comprised of:
 - ❑ 1 family of 5
 - ❑ 1 family of 3
 - ❑ 7 families of 2
 - ❑ 19 singles
- To accommodate all the singles, two seats were added in the Eucharistic Chapel, One was added near the Font, two seats were added at the back of the church, and one was added in the Choir Loft.
- The procession for Communion will be the same, except for Area 2. The Usher will process first row of Area 2 followed by the persons seated near the Font, followed by the two persons seated in the Eucharistic Chapel, followed by the Cantor and the Music Director.
- They will all process in a circle from their seats through the Work Sacristy and back to their seats.
- All must process whether they are receiving Communion or not.



Sunday Mass 5/31/2020 Seating Chart

- 30 parishioners are registered to attending Mass. They are comprised of:
 - ❑ 1 family of 5
 - ❑ 3 families of 4
 - ❑ 8 families of 2
 - ❑ 5 singles
- Four rows have been reserved for RCIA, which could involve up to 12 people.
- Normal communion procedures should apply.

